

平成 23 年度（2011 年度）第 5 学年 4 月編入学選抜検査

Spring Entrance Examination 2011 for 5th Grade Applicants

外国語作文（英語）

Foreign Language Essay (English)

平成 23 年（2011 年）2 月 3 日（木）実施

Thursday, February 3, 2011

Attention

1. Keep your test booklet closed until you are instructed to open this booklet.
2. You may freely use blank space in the booklet. Any marks in this booklet will not be scored.
3. There is a separate answer sheet. All answers should be written within the space provided on the answer sheet **in English**.
4. You will be given 45 minutes to complete Foreign Language Essay.
5. Remain silent during test time.
6. Write your name and registration number clearly on the test booklet. Write your registration number only on your answer sheet.
7. No questions concerning the test content will be answered.
8. Both your test booklet and your answer sheet will be collected after the test.

受検番号

Registration number

氏名

Name

東京学芸大学附属国際中等教育学校

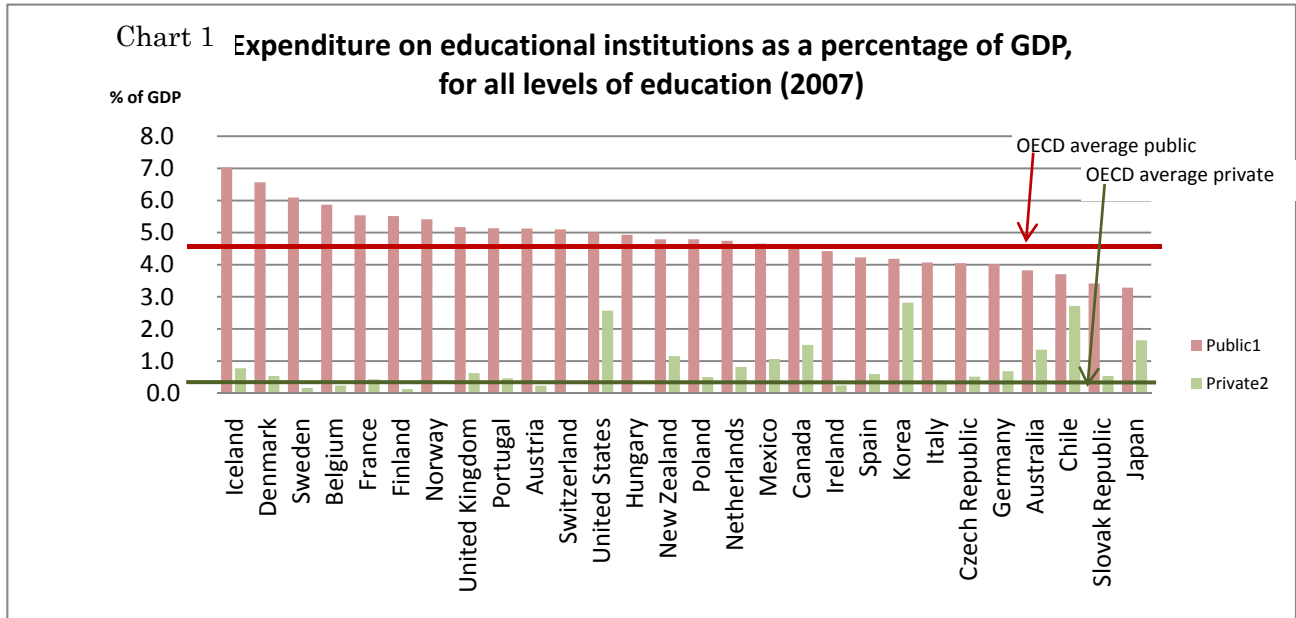
TOKYO GAKUGEI UNIVERSITY INTERNATIONAL SECONDARY SCHOOL

Read the text and charts below and answer the following question.

Japan again spent the least on education in 2007 among the 28 member countries of the Organization for Economic Cooperation and Development in terms of the ratio of such state spending to gross domestic product, according to an OECD report.

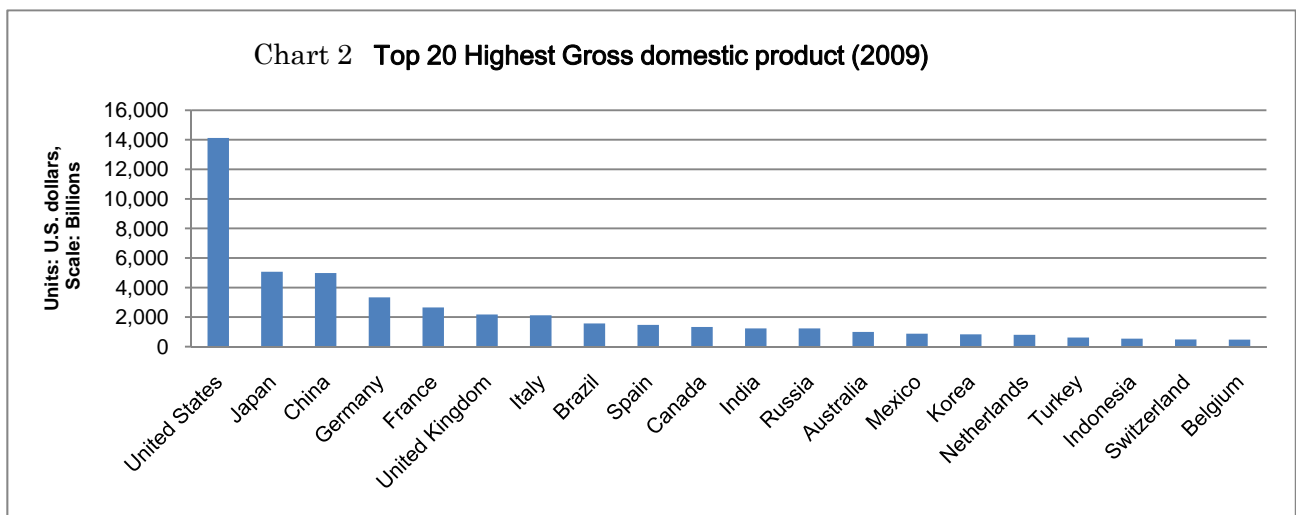
The nation's 2007 ratio, 3.3 percent, was the third-lowest, following 2003 and 2005. Japan was also the second-lowest in 2004 and 2006 in the annual OECD studies. For the latest ranking, comparable data were available among the 28 nations out of the OECD's 32 members.

(Modified from Japan Times, 9 September, 2010)



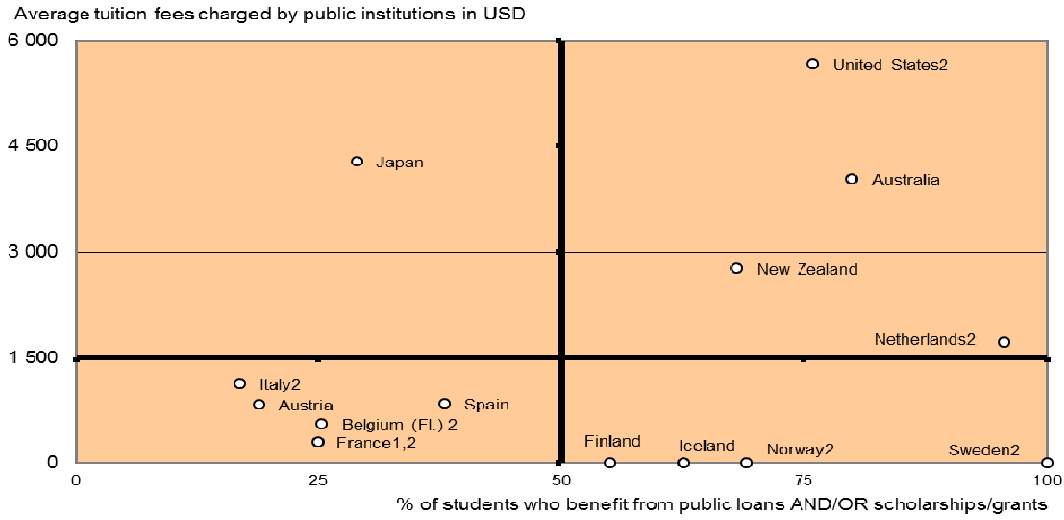
1. Including public subsidies to households attributable for educational institutions, and direct expenditure on educational institutions from international sources.
2. Net of public subsidies attributable for educational institutions.

(Source from Education at a Glance 2010: OECD)

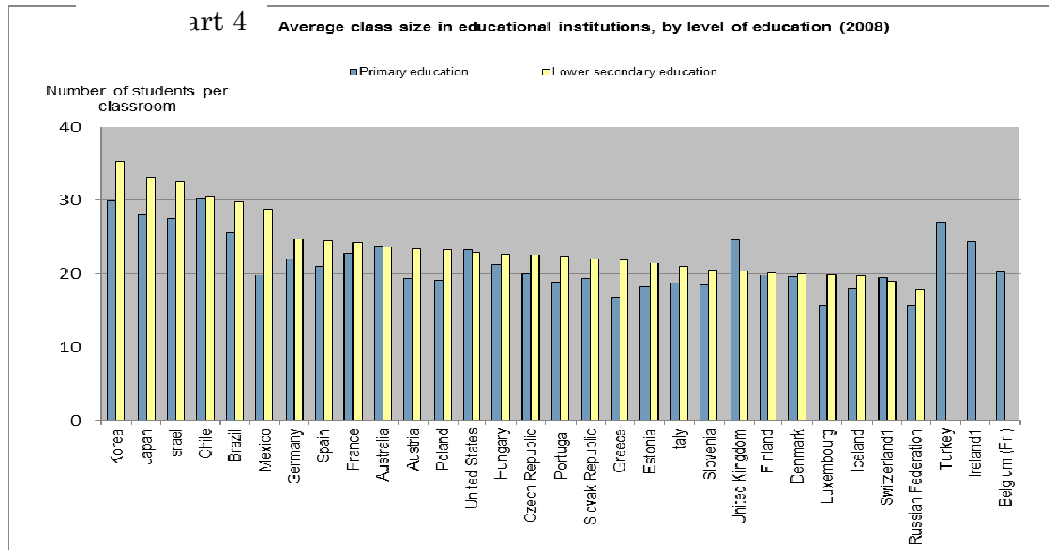


(Source from International Monetary Fund (IMF) World Economic Outlook Database, October 2010)

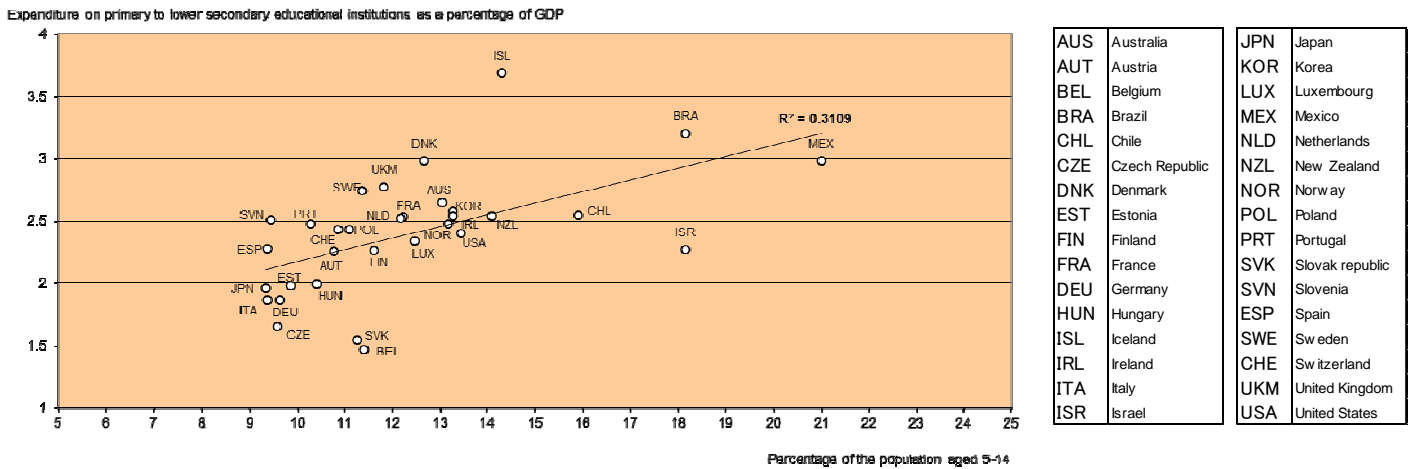
Chart 3 Relationships between average tuition fees charged by public institutions and proportion of students who benefit from public loans AND/OR scholarships/grants in tertiary education (academic year 2006-07)



art 4 Average class size in educational institutions, by level of education (2008)



art 5 Expenditure on primary and lower secondary educational institutions as a percentage of GDP and proportion of the population aged 5-14 (2007)



(Source from Education at a Glance 2010: OECD)

Question

Analyze the situation on education in Japan based on the information from the text and charts. Consider the issues involved from different points of view, choose a side and defend it.

